

**Description & Features:**

- Unique flush stainless steel diaphragm eliminates any cavity that could form a build-up
- 316-grade thick diaphragm provides higher overpressure and spike protection
- Available ranges include vacuum up to 5,800 psi
- Wide range of mechanical and electrical connections
- Cooling tower option for increased temperature tolerance
- Optional FDA-approved food-compatible oil
- $\pm 0.50\%$ accuracy
- NEMA 4X and NEMA 6P / IP65 and IP67
- Customizable
- 5 year warranty

Applications:

- Best utilized in conjunction with viscous fluids or media which may clog a standard process connection, e.g. chemical & process engineering, food industry and pulp & paper and mining

Specifications	
Output Signal	Standard 2-wire: 4-20 mA / Vs = 8-32 Vdc Optional 3-wire: 0-20 mA / Vs = 14-30 Vdc 0-10 V / Vs = 14-30 Vdc
Accuracy	$\pm 0.50\%$ FSO
Permissible Load	Current 2-wire: $R_{max} = [(V_s - V_s \text{ min}) / 0.02]$ Ohm Current 3-wire: $R_{max} = 500$ Ohm Voltage 3-wire: $R_{min} = 10$ kOhm
Influence Effects	Supply: 0.05% FSO / 10 V Load: 0.05% FSO / kOhm
Long-term Stability	$\leq \pm 0.3\%$ FSO/yr at reference conditions
Response Time	2-wire: ≤ 10 ms 3-wire: ≤ 3 ms
Thermal Error¹	$\leq \pm 0.2\%$ FSO / 10K In compensated range: -4°F to 185°F (-20°C to 85°C)
Permissible Temperatures²	Medium: -40°F to 257°F (-40°C to 125°C) silicon oil 14°F to 257°F (-10°C to 125°C) food grade oil Electronics environment: -40°F to 185°F (-40°C to 85°C) Storage: -40°F to 212°F (-40°C to 100°C)
Permissible Temperature for Cooling Element 572°F (300°C)	Silicon oil overpressure: -40°F to 572°F (-40°C to 300°C) Silicon oil vacuum: -40°F to 302°F (-40°C to 150°C) Food grade oil overpressure: 14°F to 482°F (-10°C to 250°C) Food grade oil vacuum: 14°F to 302°F (-10°C to 150°C)
Short-circuit Protection	Permanent
Reverse Polarity Protection	No damage. No function.
Electromagnetic Compatibility	Emission and immunity according to EN 61326
Stability	Vibration: 20 g RMS (25 to 2,000 Hz) Shock: 500 g / 1 ms
Filling Fluids	Standard: Silicon oil Optional FDA approved: Mobil SHL Cibus 32, Category Code: H1; NSF reg no. 141500, others available
Housing	316L SS
Pressure Port	316L SS
Wetted Parts	Seals: FKM, others available
Current Consumption	Current: 25 mA max Voltage: 7 mA max

Weight	200 g min
Operating Life	$> 100 \times 10^6$ cycles
Connecting Cables	Cable capacitance: Signal line/shield and signal line/signal line: 160 pF/m Cable inductance: Signal line/shield and signal line/signal line: 1 μ H/m
Enclosure Rating	NEMA 4X and NEMA 6P / IP65 and IP67
CE Conformity	EMC directive: 2004/108/EC

Order Codes

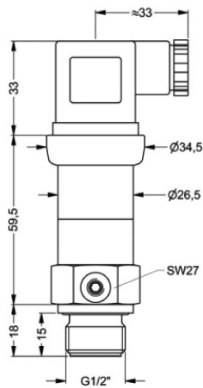
Range	Over-pressure	Burst Pressure	Code
30" Hg Vac	73 psi	109 psi	LTF30VC
0/15 psi	73 psi	109 psi	LTF0015
0/20 psi	145 psi	218 psi	LTF0020
0/35 psi	145 psi	218 psi	LTF0035
0/60 psi	254 psi	363 psi	LTF0060
0/85 psi	508 psi	725 psi	LTF0085
0/145 psi	508 psi	725 psi	LTF0145
0/230 psi	1,160 psi	1,740 psi	LTF0230
0/360 psi	1,160 psi	1,740 psi	LTF0360
0/580 psi	1,523 psi	3,046 psi	LTF0580
0/870 psi	1,450 psi	1,740 psi	LTF0870
0/1,500 psi	2,901 psi	3,626 psi	LTF1500
0/2,300 psi	5,802 psi	7,252 psi	LTF2300
0/3,600 psi	5,802 psi	7,252 psi	LTF3600
0/5,800 psi	8,702 psi	9,427 psi	LTF5800

¹ An optional cooling element can influence thermal effects for offset and span depending on installation position and filling conditions

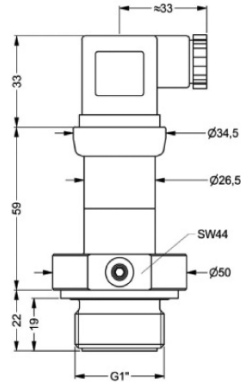
² Max temperature of the medium for overpressure > 0 psi: 302°F (150°C) for 60mins with max environmental temp of 122°F (50°C)

Mechanical Connection Standard

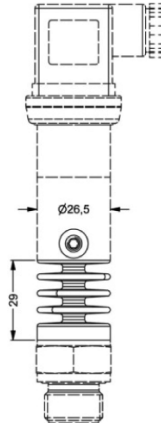
Optional



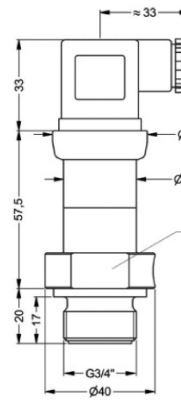
G1/2" flush DIN 3852



G1" flush DIN 3852



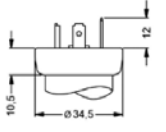
cooling element
300 °C



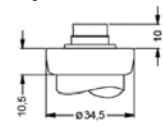
G3/4" flush DIN 3852

Electrical Connection Standard

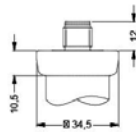
Optional



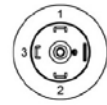
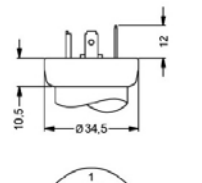
ISO 4400
(IP 65)



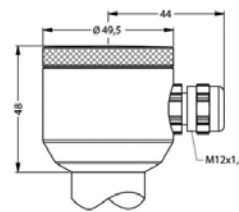
Binder Series 723 5 -pin
(IP 67)



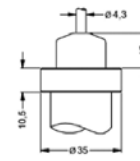
M12x1 4 -pin
(IP 67)



DIN 43650 A
1/2" NPTF conduit fitting



compact field housing
(IP 67)



cable outlet with PVC cable
(IP 67)

Pin Configuration

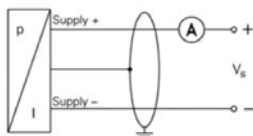
Electrical Connection	ISO 4400	Binder 723 (5-pin)	M12x1 (4-pin)	Field Housing	Cable Colours (DIN 47100)
Supply+	1	3	1	IN+	White
Supply-	2	4	2	IN-	Brown
Signal+ (for 3-wire)	3	1	3	OUT+	Green
Shield	Ground pin	5	4	⊥	Yellow/green

Note: Measurements are in mm

1 Standard: 2m PVC cable without ventilation tube

Wiring Diagram Standard

2-wire-system (current)



Optional

3-wire-system (current / voltage)

